




# Trends in Mine Water Management

August 2024

---

# Speakers



**Eric Schraml**, P.Eng.

**Industrial National Market Sector Lead**

- 30+ years of experience in industrial project delivery
- Specializes in the mining sector



**Lucy Pugh**, P.E., BCEE

**Vice President, Global Industrial Water Practice Director**

- 35+ years of experience in industrial wastewater treatment and reuse

---

# Agenda

## Trends in the Mining Industry

Clean energy transition

Novel mining approaches

Global mining activity

## Mining Water Management

Water Use and Water management

Water quality considerations

## Case Studies

Solar Glass

Base Metals Mining

Giant Mine

# Trends in the Mining Industry

# Impacts of Clean Energy Transition

- Transition to clean energy sources increases the demand for various metals, including copper, nickel and zinc
- Electric vehicles and electronic devices also drive the demand for base metals and rare earth elements
- Copper demand expected to increase by 50% in next 20 years (World Bank)

Element	Wind	Solar photovoltaic	Concentrated solar power	Hydro	Geothermal	Energy Storage	Nuclear	Coal	Gas	Carbon capture and storage
Aluminum										
Chromium										
Cobalt										
Copper										
Graphite										
Indium										
Iron										
Lead										
Lithium										
Manganese										
Molybdenum										
Neodymium										
Nickel										
Silver										
Titanium										
Vanadium										
Zinc										
<b>Total</b>	<b>10</b>	<b>8</b>	<b>2</b>	<b>8</b>	<b>6</b>	<b>11</b>	<b>11</b>	<b>9</b>	<b>8</b>	<b>6</b>

# Increasing Mineral Demands - New Mining Approaches

- Shift from oxide ores to sulfide ores
- Metals extraction from non-conventional sources
  - Brine recovery
  - Legacy mine tails reprocessing
  - Minerals and metals recovery from e-waste and other wastes
- Optimizing water management and reuse



# Water and Mining

## Water is essential for mining operations

- Mining – dust suppression, cleaning equipment
- Processing – wet grinding, washing, flotation, leaching
- Transportation – pumping tailings and products
- Utilities – cooling water, pollution control

## Water is impacted by mining operations

- Acid rock drainage from mine waste
- Residual chemicals in mine waste
- Tailings management
- Diversion of streams



# Increased Focus on ESG

Competition for fresh water in water-scarce areas

Water management in coastal areas driven by climate change

Increasingly stringent water discharge requirements

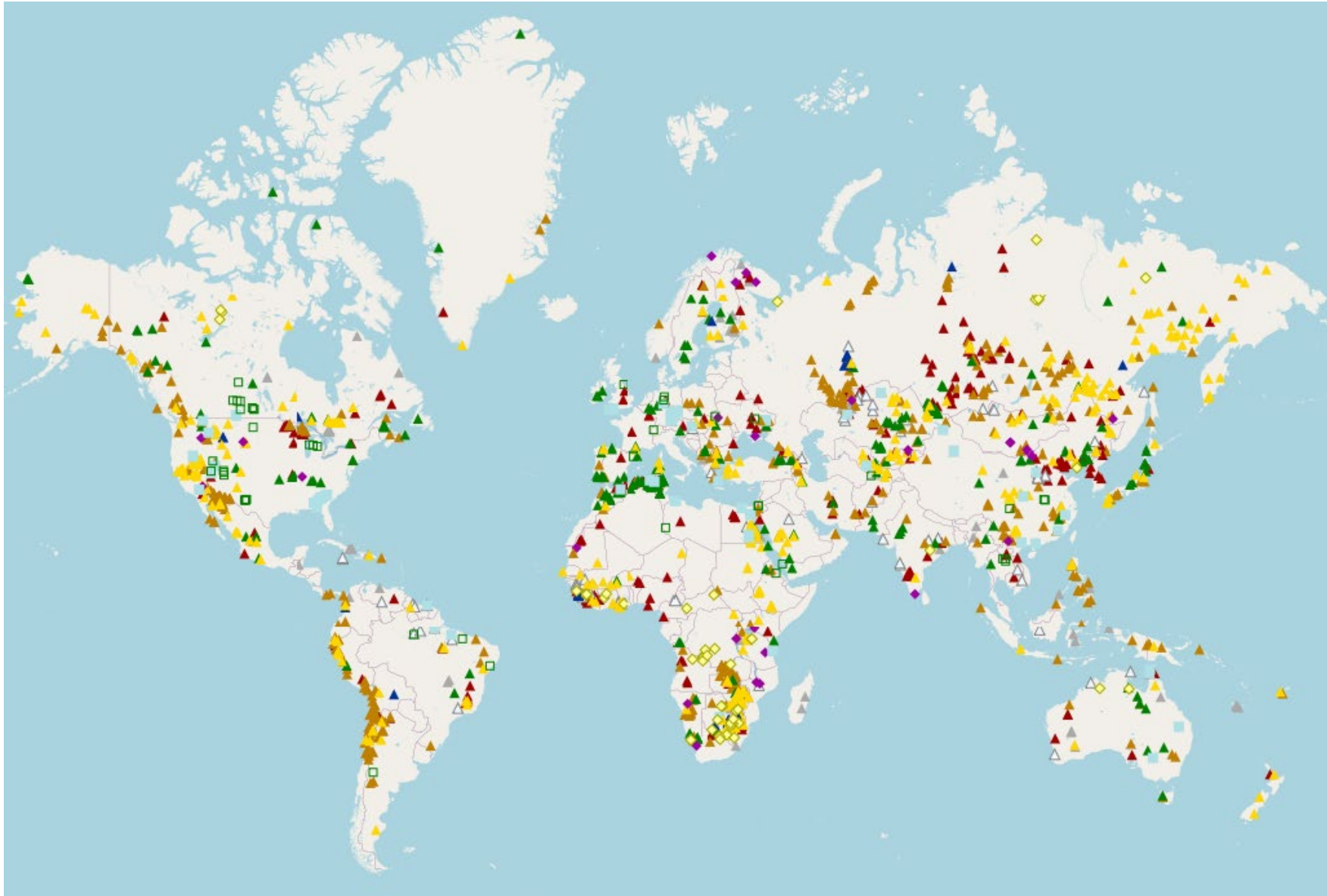
- Suspended solids
- Dissolved solids
- Sulfate
- Selenium
- Mercury
- Other substances of concern

Social awareness – minimize community impacts





# Global Mining Activity – Major Mineral Deposits

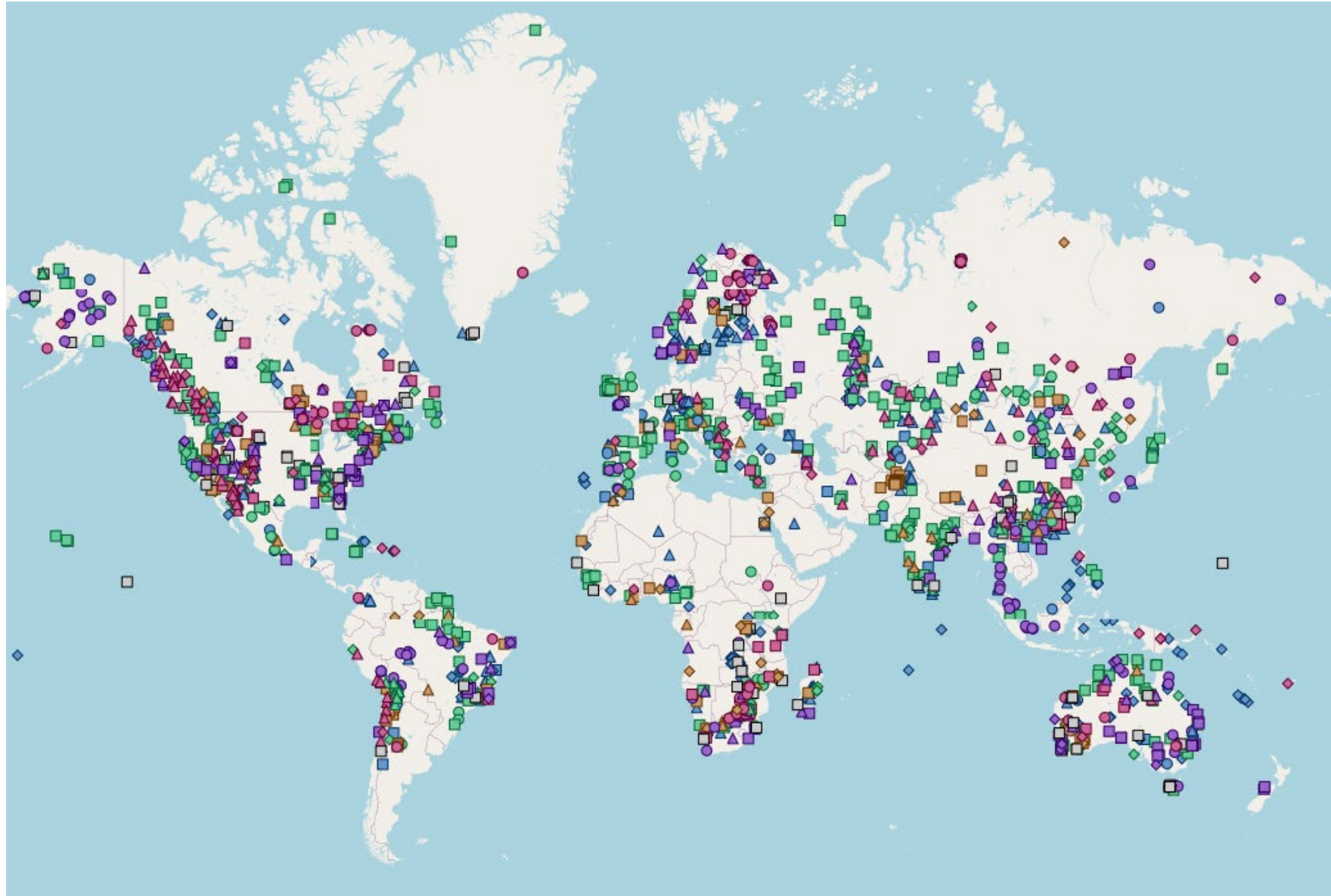


## Major mineral deposits

- ▲ Nickel
- ▲ Iron
- △ Aluminum
- ▲ Copper
- ▲ Lead-Zinc
- ▲ PGE
- ▲ Gold
- ◆ Rare Earths
- ◇ Diamond
- Clays
- Potash

Source: USGS

# Global Mining Activity – Critical Minerals



## Critical minerals


- Antimony
- Barite
- ▲ Beryllium
- ◆ Cobalt
- Fluorite
- Gallium
- ▲ Germanium
- ◆ Graphite
- Indium
- Lithium
- ▲ Manganese
- ◆ Niobium and Tantalum
- Platinum-Group Elements
- Rare-Earth Elements
- ▲ Rhenium
- ◆ Tellurium
- Tin
- Titanium
- ▲ Vanadium
- ◆ Zirconium and Hafnium
- Multiple critical minerals

Source: USGS

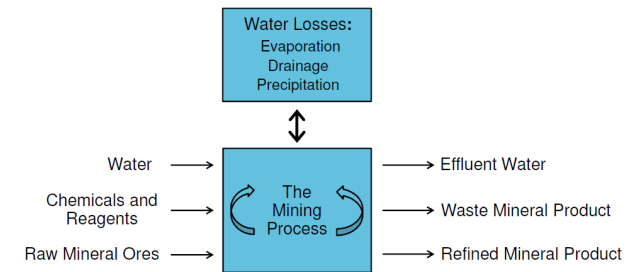
# Mining Water Management

# Water Use and Management

- Surface / stormwater
  - Prevent contamination / manage dilution
- Mine dewatering water / waste rock impact (AMD)
  - Water generated naturally
  - Underground production (tools, service garages, dust suppression)
- Raw water intake
  - Enabling infrastructure (housekeeping, maintenance activities, fire suppression, environmental controls, thermal processes)
  - Process water
- Process tails
  - Slurry
  - Dry stack
- Reclaim water
  - Process make-up water



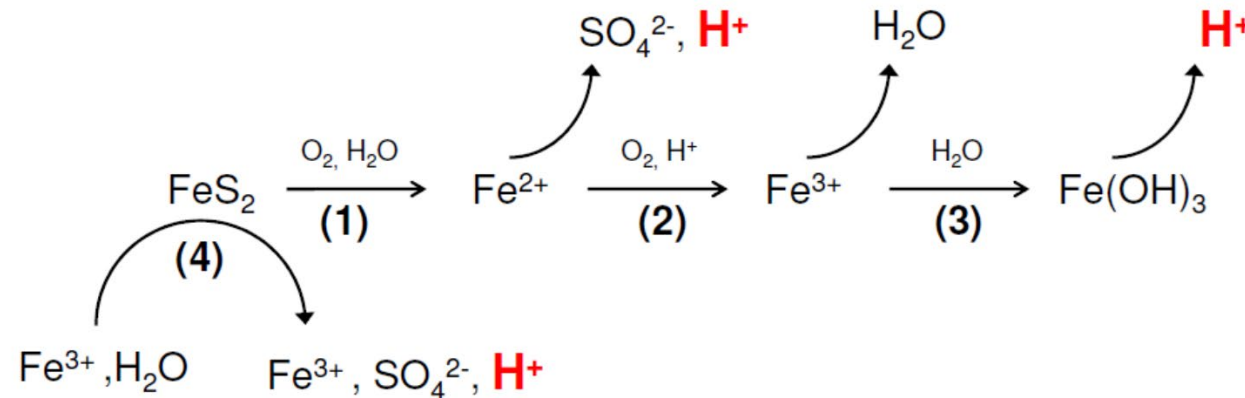
Water Balance in a Typical Mine



Source: Water for Mining: Opportunities in Scarcity and Environmental Regulation, Global Water Intelligence, 2011, Figure 3.2.

## Acid Mine Drainage (AMD) Considerations

- Exposed metal sulfides in the presence of water and oxygen react to produce very low pH
- Ferric iron can be self-catalytic, perpetuating acidic conditions
- Other factors that influence acid formation:
  - Type of metal sulfide; pyrite is most common
  - Surface area / size distribution of the exposed metal sulfide
  - Alkalinity of the surrounding rock (i.e. limestone)
  - Exposure to oxygen and water (surface rock, buried, etc.)
  - Presence of biological catalysts (*Thiobacillus* bacteria)
  - Flushing frequency of the surrounding water
  - pH



# Water Quality Considerations

- Underground water for production – OH&S considerations
- Process chemistry (bleed requirements) – this limits reclaim water use and increases raw water draw
- Process losses (water lost to product, water lost to enabling infrastructure, utility water)
- Potable water (personnel, laboratory, process analyzers)

														Reclaim Water	
pH	Temp. deg C	Cond. S/m	Turbidity	Total SS mg/L	Total Cu mg/L	OB/Zn mg/L	Total Zn mg/L	Total Fe mg/L	Total Pb mg/L	Total Cd mg/L	Total As mg/L	Total Mn mg/L	Total Ni mg/L		
7.20	20.8	0.1324			0.018	0.20	0.334	0.179	<0.1	<0.007		0.144	<0.05		
6.83	21.8	0.1308			0.018	0.23	0.322	0.224	<0.1	<0.007		0.209	<0.05		
7.63	23.7	0.1286			0.013	0.2	0.258	0.151	<0.1	<0.007		0.094	<0.05		
7.05	22.3	0.1715			<0.013	0.17	0.248	0.161	<0.1	<0.007		0.082	<0.05		
7.07	19.7	0.1335			<0.013	0.24	0.24	0.152	<0.1	<0.007		0.068	<0.05		
6.89	19.7	0.133			<0.013	0.19	0.248	0.174	<0.1	<0.007		0.071	<0.05		
6.67	20.9	0.1337			0.013	0.19	0.258	0.215	<0.1	<0.007		0.081	<0.05		
6.66	21.6	0.127			<0.013	0.18	0.242	0.173	<0.1	<0.007		0.101	<0.05		
7.00	20.2	0.1369			<0.013	0.21	0.252	0.224	<0.1	<0.007		0.099	<0.05		
6.86	21.6	0.1494			<0.013	0.26	0.259	0.181	<0.1	<0.007		0.103	<0.05		
6.21	21.9	0.1284			<0.013	0.18	0.27	0.156	<0.1	<0.007		0.122	<0.05		
6.44	21.6	0.125			0.014	0.19	0.256	0.282	<0.1	<0.007		0.127	<0.05		
7.17	17.0	0.1376			<0.013	0.23	0.273	0.102	<0.1	<0.007		0.086	<0.05		
7.67	21.7	0.1366			<0.013	0.22	0.263	0.111	<0.1	<0.007		0.062	<0.05		
6.26	22.2	0.1294			<0.013	0.24	0.276	0.07	<0.1	<0.007		0.06	<0.05		
8.06	18.2	0.1261			<0.013	0.22	0.273	0.077	<0.1	<0.007		0.038	<0.05		
6.45	18.7	0.1356			<0.013	0.22	0.254	0.079	<0.1	<0.007		0.039	<0.05		

# Mine Process Water Treatment Technologies

Technology	Examples	Application
Neutralization	Lime or limestone addition	Acid rock drainage
Solids separation	Clarifiers, dissolved air flotation	Volume reduction of tailings
Passive treatment	Wetland systems	Polishing
Metals removal	Sulfide precipitation, biological filters, ion exchange or sorbent media	Metal recovery – saleable product
Membrane filtration	Microfiltration, ultrafiltration, reverse osmosis	Water reuse
Evaporators and concentrators	Brine concentrators, crystallizers, atomizers	Zero liquid discharge
Thickening and dewatering	Paste thickeners, pressure filters	Volume reduction of tailings
Cyanide neutralization	Alkaline chlorination, hydrogen peroxide	Gold processing effluent

# Case Studies



# Solar Glass



- Sensitive area (adjacent park lands)
- Indigenous community impacts
- Project targets:
  - Zero discharge permit
  - Make-up water for water lost to product only
  - Product quality achieved with mechanical process methods rather than chemical treatment to eliminate the need for discharge

# Base Metals Mining

- Complexities:
  - Stormwater management from adjacent areas (surges)
  - Spring melt surges
  - Bulk conditioning prior to discharge (diluted with surge waters)
- Tactics
  - Diversion to old mine workings
  - Diversion of unimpacted surface dilution
  - Evaporation strategies
  - Flow buffering in conditioning areas
  - Re-processing to neutralize tails and recover trapped metals



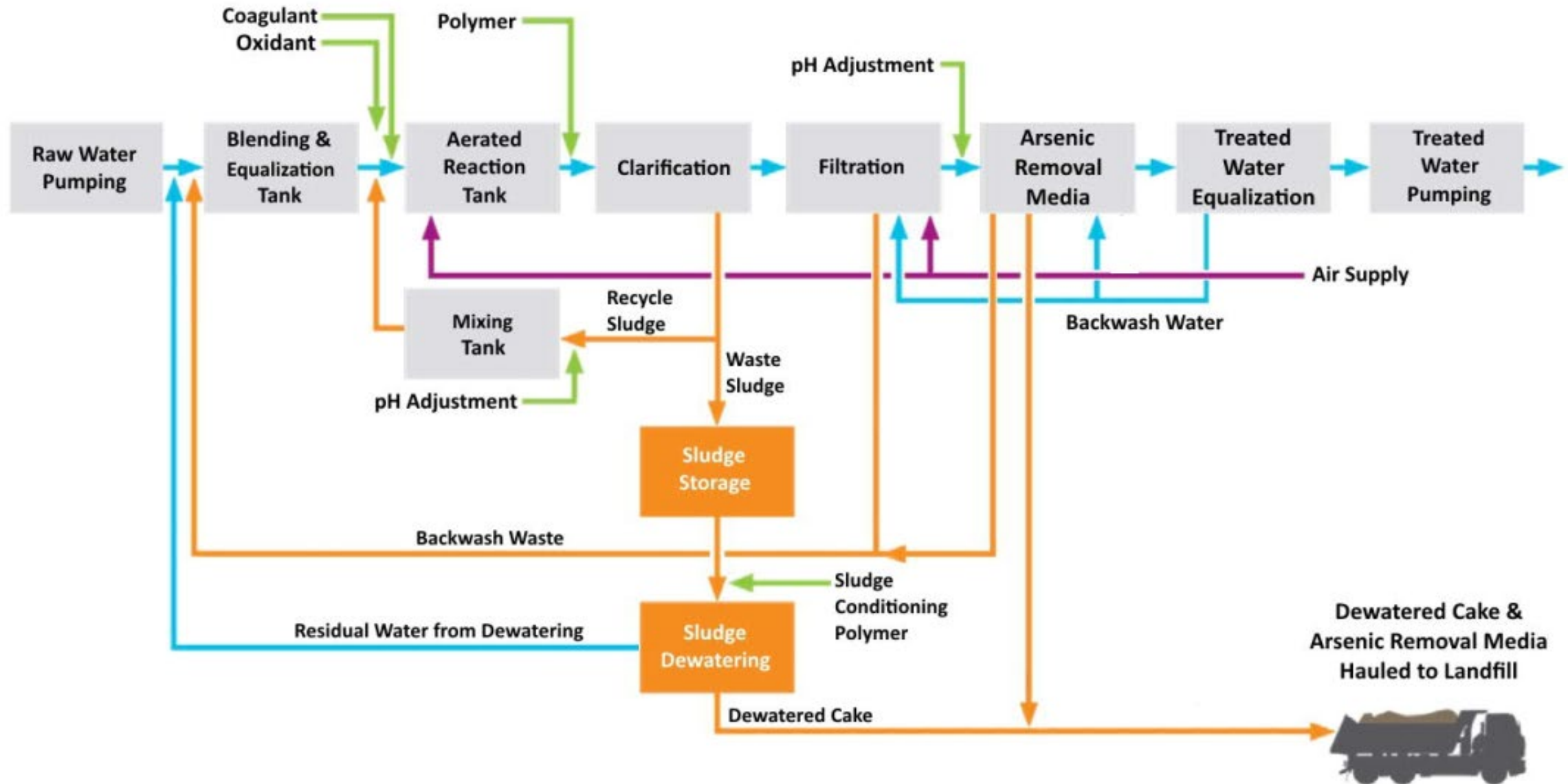
---

# Giant Mine Water Treatment

- 50 years of operation; > 7 million ounces of gold
- 2,300 acres in Yellowknife, NT
- 8 open pits, 4 tailings ponds, 100 buildings
- Arsenic trioxide dust stored underground and pervasive throughout the site.
- Flooding of the underground through inflow and groundwater infiltration created a large, contaminated mine pool.
- Receding permafrost contributed to additional groundwater movement and seepage.



# Giant Mine Water Treatment



# Giant Mine Water Treatment



# Summary

---

# Summary Remarks

## Increased demand for base metals and rare earth elements

- Energy transition
- Electric vehicles and electronic devices

## Water stewardship

- Regulatory safeguards
- Improved awareness of long-term impacts
- Focus on reducing water discharges

## Innovations

- Metals/minerals recovery from unconventional sources
- Technological advancements for neutralization and recovery of trapped resources in tails

# Q&A

Eric Schraml, P.Eng.  
[eric.schraml@aecom.com](mailto:eric.schraml@aecom.com)  
+1 587 334 3285

Lucy Pugh, P.E., BCEE  
[lucy.pugh@aecom.com](mailto:lucy.pugh@aecom.com)  
+1 616 450 0127